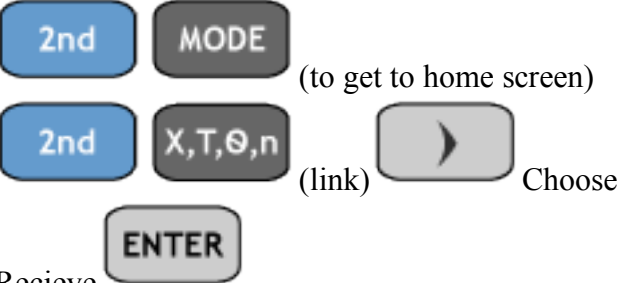







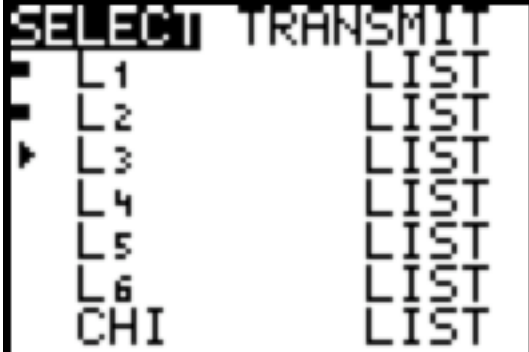



Sending Data Calculator To Calculator

Plug-in calculators.

Receiving Calculator		
<p>Keys</p>  <p>2nd MODE (to get to home screen)</p> <p>2nd X,T,θ,n (link) Choose</p> <p>ENTER Recieve</p>	<p>Window</p> 	
<p>Screen should look like.</p> <p>Choose overwrite when lists are set.</p>		

On Sending Calculator

<p>2nd MODE 2nd X,T,θ,n</p>	<pre>SEND RECEIVE 1:All+... 2:All-... 3:Pr9m... 4>List... 5:Lists to TI82... 6:GDB... 7↓Pic...</pre>
<p>Choose 4</p> <p>4</p> <p>Arrow down and select the lists you want to send by hitting enter.</p>	<pre>SELECT TRANSMIT ▶ L1 LIST L2 LIST L3 LIST L4 LIST L5 LIST L6 LIST CHI LIST</pre>

<p> Choose List 1</p> <p>  Choose List 2</p>	 <pre>SELECT TRANSMIT L1 LIST L2 LIST L3 LIST L4 LIST L5 LIST L6 LIST CHI LIST</pre>
<p>Then TRANSMIT.</p> <p> </p> <p>You will get a message that it is sending.</p> <p>If get an error. MAKE SURE THE CORDS ARE IN TIGHT. And repeat above.</p>	 <pre>SELECT TRANSMIT 1 Transmit</pre>